

## Kinetic Evidence for a Six-co-ordinate Silicon Intermediate in the Racemisation of Chlorosilanes

By R. J. P. CORRIU\* and M. LEARD

(Laboratoire associé au C.N.R.S. No. 82, Laboratoire des Organométalliques, Université des Science et Techniques du Languedoc, Place E. Bataillon, 34—Montpellier, France)

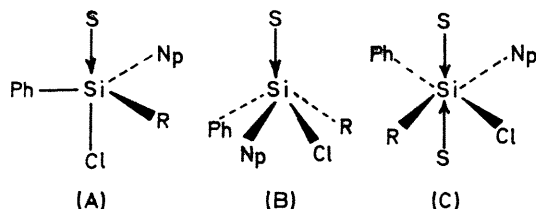
*Summary* A kinetic study of the racemisation of chlorosilanes shows that the racemisation is second-order with respect to reagent; thus the intermediate is probably octahedral, with each molecule of chlorosilane co-ordinated by two molecules of reagent.

THE racemisation of chlorosilanes is generally accepted<sup>1</sup> as not proceeding *via* a siliconium ion  $R^1 R^2 R^3 Si^+$ . We have

shown<sup>2</sup> that the solvent-induced racemisation proceeds, rather, through an extension of the co-ordination of the silicon atom.

In this case, two kinds of intermediates may be involved: (i) the co-ordination of only one molecule of solvent provides a trigonal-bipyramidal intermediate (A) allowing racemisation *via* pseudorotation, as already postulated for the racemisation of fluorosilanes,<sup>3</sup> or *cis-trans*-isomerisation of

difluorodisilacyclohexanes.<sup>4</sup> It does not matter whether the complex is a trigonal bipyramid (A) or a tetragonal pyramid (B). The interconversion of the two would be expected to be



simple since (B) is the transition state between two pseudorotations.<sup>5</sup> However, an intermediate such as (A) should not undergo pseudorotation since this would require electro-negative ligands S and Cl to occupy equatorial positions in the trigonal-bipyramidal complex.<sup>6</sup>

(ii) The racemisation may occur through a symmetrical octahedral intermediate (C) obtained by co-ordination of two solvent molecules, although this intermediate seems less likely than the one mentioned above.<sup>7</sup>

In order to distinguish between these two possibilities, we have studied the kinetics of the reaction, using highly effective reagents, diluted with inert solvents, and some optically active chlorosilanes prepared in our laboratory.<sup>8</sup>

We now report the results of a study of the racemisation of chloro-menthyloxy- $\alpha$ -naphthylphenylsilane,<sup>8a</sup> in HMPT- $\text{CCl}_4$ . The reaction was found to be first-order in chlorosilane for concentrations  $[\text{R}_3\text{SiCl}]$  varying from 0.025 to 0.2M and constant [HMPT]. We have also studied the effect of variations of [HMPT] in the range ca. 0.028 to 0.26M (0.5–4.5%). The results show that the  $k_1$  values depend on the concentration of this reagent. A plot of  $k_1$  against [HMPT] gives a parabolic curve, but a plot of  $k_1$  against  $[\text{HMPT}]^2$  (Figure) yields a straight line.

The same rate expression  $V = k[\text{R}_3\text{SiCl}][\text{S}]^2$  (S = racemisation reagent) is obtained with many other systems: chloro-ethyl- $\alpha$ -naphthylphenylsilane (DMF, HMPT, NMP,  $\text{Me}_2\text{SO}$  together in  $\text{CCl}_4$ , and  $\text{Me}_2\text{SO}$  in toluene), chloro-methyl- $\alpha$ -naphthylphenylsilane (DMF in  $\text{CCl}_4$ ) and 2-chloro-2- $\alpha$ -naphthyl-1,2,3,4-tetrahydro-2-silanaphthalene

(DMF in toluene). These results will be reported in detail later.

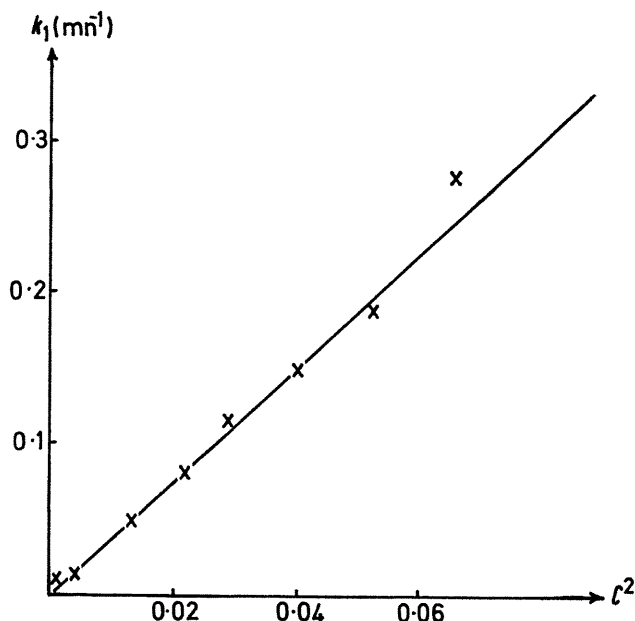
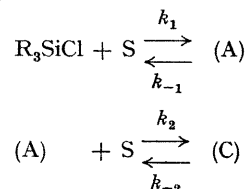


FIGURE. Plot of  $k_1$  against  $[\text{HMPT}]^2$  with [HMPT] from ca. 0.028 to 0.26 M.

Since the racemisation is second-order with respect to the reagent, the intermediate involved is certainly (C).

We suggest the following mechanism in which  $k_2$  is the rate determining step:



(Received, May 27th, 1971; Com. 866.)

<sup>1</sup> L. H. Sommer, G. D. Homer, A. W. Messing, J. L. Kutschinsky, F. O. Stark, and K. W. Michael, *J. Amer. Chem. Soc.*, 1971, **93**, 2093.

<sup>2</sup> (a) R. Corriu, M. Leard, and J. Masse, *Bull. Soc. chim. France*, 1968, 2555; (b) F. Carre, R. Corriu, and M. Leard, *J. Organometallic Chem.*, 1970, **24**, 101; (c) F. H. Carre, R. J. P. Corriu, and R. B. Thomassin, *Chem. Comm.*, 1968, 560.

<sup>3</sup> L. H. Sommer and D. L. Bauman, *J. Amer. Chem. Soc.*, 1969, **91**, 7045; L. H. Sommer and P. G. Rodewald, *ibid.*, 1963, **85**, 3898.

<sup>4</sup> K. Tamao, M. Ishikawa, and M. Kumada, *Chem. Comm.*, 1969, 73.

<sup>5</sup> F. H. Westheimer, *Accounts Chem. Res.*, 1968, **1**, 70.

<sup>6</sup> E. L. Muetterties and R. A. Schunn, *Quart. Rev.*, 1966, **20**, 245.

<sup>7</sup> G. J. D. Peddle and G. Redl, *J. Amer. Chem. Soc.*, 1970, **92**, 365.

<sup>8</sup> (a) R. Corriu and G. Lanneau, *Tetrahedron Letters*, in the press; (b) R. Corriu and G. Lanneau, *ibid.*, 1970, 165; (3) see ref. 2a.